



INFRASCAPES
OUTDOOR LIVING SOLUTIONS

OUTDOOR LIVING SOLUTIONS




INFRASCAPES
OUTDOOR LIVING SOLUTIONS

OUTDOOR LIVING SOLUTIONS

Infrascapes brings with it over 40 years of combined experience of all its associate companies in architecture, landscaping and other outdoor living products.

Each product is a benchmark in its field in quality and innovation; whether in its natural form or a composite. Combined with exceptional service and timely delivery schedules, Infrascapes offers end-to-end solutions in outdoor both soft and hard scapes.

We now bring to you an exclusive range of outdoor seating solutions along with coordinated planters, dustbins & bollards. We also excel in structures like pergolas & gazebos, decking & cladding, water park, playground & outdoor fitness equipment that are custom-made to make a mark in any outdoor environment.




THE TEAM



VIJAY MAROO
CEO, Infrascapes

Vijay is the face behind many acclaimed outdoor leisure and entertainment projects since the last 25 years. He is responsible for the vision and direction - from concept to the final execution of numerous exterior products and solutions.

He is the seed capital for the company.



NIRAV SHAH
Proprietor, Designism


A Furniture Designer from the National Institute of Design (NID), Ahmedabad, Nirav is sensitive to materials and form. Simplicity and clarity are his guiding principles. He believes that simple, clear solutions are more effective than complex ones.

His background in graphic and industrial design offers a unique blend which is apparent in his work.


OUR CORE STRENGTHS

We offer a unique range of end-to-end solutions - a one-point contact for all your exterior requirements in a wide array of materials. We work in various materials, in natural and composite form, to custom-create numerous applications, some of which are:

- Benches & Seating
- Planters & Dustbins
- Bollards & Lamp Posts
- Decking & Railings
- Pergolas & Gazebos
- Cladding & Louvers
- Playground & Outdoor Fitness Equipment
- Water Park Equipment
- Sports Flooring
- Manhole Covers & Grating



BENCHES & SEATING



PLANTERS & DUSTBINS



BOLLARDS & LAMP POSTS



PERGOLAS & GAZEBOS



DECKING & RAILINGS



CLADDING & LOUVERS



PLAYGROUND & OUTDOOR
FITNESS EQUIPMENT



SPORTS FLOORING



WATER PARK EQUIPMENT



GRATING & MANHOLE COVERS

CONTEMPORARY DESIGN WITH ROBUST MANUFACTURING



^ Evoke Plus

< Evoke Plus with Backrest



Outdoor seating is a major component in many landscape schemes and makes a significant contribution to the overall character of any development. With our extensive range of standard products and flexible approach to adaptations, we recognise that there is often a requirement for site-specific bespoke seating.

Our team of expert designers here to assist you in the process of designing new solutions, from concept through to detailed design and installation. There may be constraints that don't allow for altogether new designs to be developed for a site where we can offer variations to our standard designs - such as different lengths, tandem assemblies, additional armrests, etc.

Please contact us to discuss the feasibility and likely costs of developing new designs or adapting any of our standard products to suit you needs.



Evoked Curve with Backrest



Evoked Straight with Backrest



Evoked Curve




Evoked Straight



Quad I



Quad III



Quad II

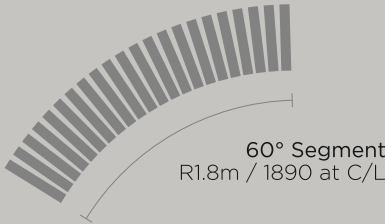
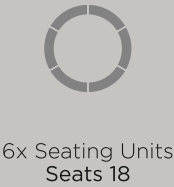


Perch - Wall Top Seating

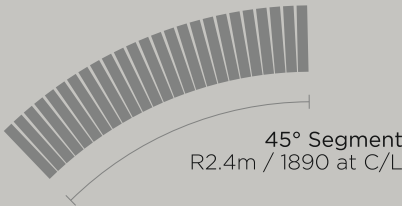
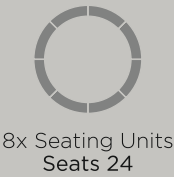
EVOKE CURVE

Curved benches serve to visually break up orthogonal site layouts and emphasise features such as trees. They can be used independently, in pairs or multiples to create arcs and waveforms, or linked to form complete circles. Whilst benches can be accessed from either side, seats are supplied with either an internal or external backrest, for inward / outward facing aspects respectively. Four radii - from 1.8m up to 3.6m are offered as standard, all configured around a given number of units to form a complete circle, with each segment designed to accommodate 3 people. Removal of segments whilst maintaining the same setting out arrangement allows access to the centre of the circle.

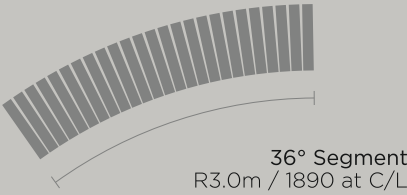
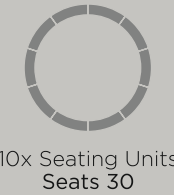
Ø3.6m CIRCLE C/L (R 1.8m)



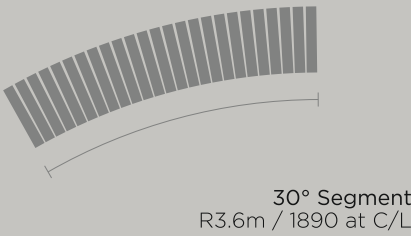

Ø4.8m CIRCLE C/L (R 2.4m)



Ø6.0m CIRCLE C/L (R 3.0m)



Ø3.6m CIRCLE C/L (R 1.8m)



ENCLOSED CIRCLES



6x Seating Units



2x Seating Units
4x Backrest Units

HORSESHOES



5x Seating Units



2x Seating Units
3x Backrest Units

OPEN CIRCLES



4x Seating Units



2x Seating Units
2x Backrest Units

Ø3.6m CIRCLE C/L (R 1.8m)



6x Seating Units
Seats 18



4x Seating Units
Seats 12



3x Seating Units
Seats 9

Ø4.8m CIRCLE C/L (R 2.4m)



8x Seating Units
Seats 24



6x Seating Units
Seats 18



4x Seating Units
Seats 15

Ø6.0m CIRCLE C/L (R 3.0m)



10x Seating Units
Seats 30



8x Seating Units
Seats 27



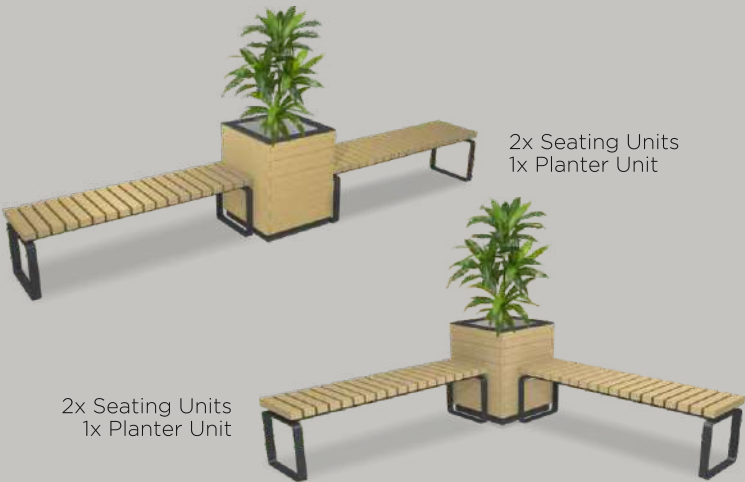
6x Seating Units
Seats 18



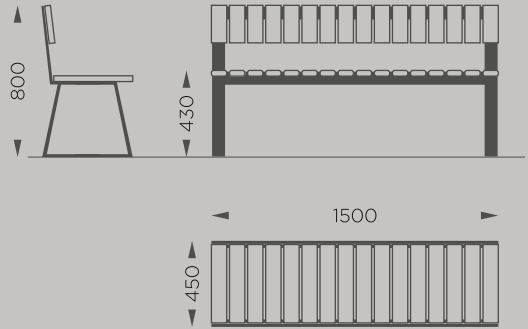
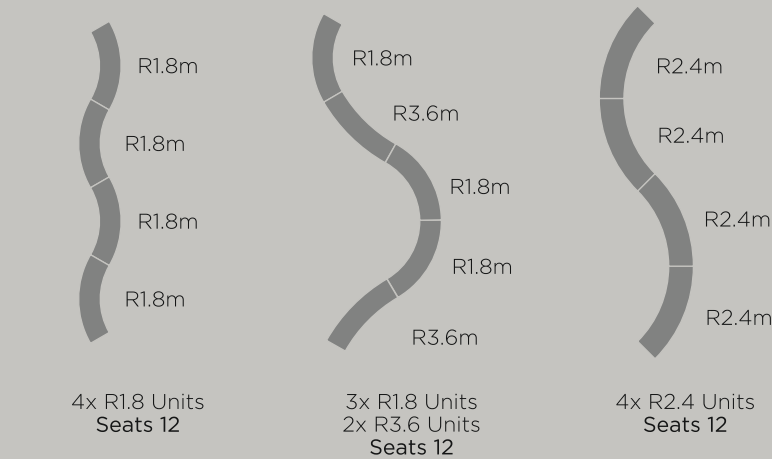
6x Seating Units
Seats 18

Each unit is an independent item that can be supplied as a bench platform only or as a seat with a backrest, complete with armrest(s) as required.

MODULAR CONFIGURATIONS



CONTINUOUS SEATING CONFIGURATIONS



The dimensions mentioned above represent the proportions of a typical bench that offers optimum comfort. The dimensions may vary marginally depending on the design and form of the bench series. It also depends on the surface material and section used,


COMPOSITE MATERIALS



EVOKE STRAIGHT

Galvanised MS frame of 8 x 65mm flat with powder coat and composite slats

IFS/EV.S.1



IFS/EV.S.2



IFS/EV.S.3



IFS/EV.S.4




EVOKE CURVE

Galvanised MS frame of 8 x 65mm flat with powder coat and composite slats

IFS/EV.C.1



IFS/EV.C.2




EVOKE PLUS

Brushed stainless steel frame of 8 x 65mm flat and composite slats

IFS/EV.P.1



IFS/EV.P.2



QUAD

Galvanised MS frame of 40 x 60mm pipe with powder coat and composite slats



IFS/QD.1



IFS/QD.2



IFS/QD.3




IFS/QD.4

LOOP

Galvanised MS frame of Ø50mm pipe with powder coat and composite slats




IFS/LP.1



IFS/LP.2

ALLURE

Galvanised MS frame of 25 x 75mm pipe with powder coat and composite slats



IFS/AL.1




IFS/AL.1

IFS/AL.2


IFS/AL.1

PEAK

Galvanised MS base of 5mm sheet with powder coat and composite slats




IFS/PK.1



IFS/PK.2

CRETE

Cast concrete base with composite slats



IFS/CR.1



IFS/CR.2



IFS/CR.b1



IFS/CR.b2



IFS/CR.b2



IFS/CR.b2

PICNIC TANDEM SEATING


Galvanised MS frame of 40 x 60mm pipe with powder coat and composite slats



IFS/PN.1

PERCH WALL-TOP SEATING

Cast concrete / stone base OR any existing wall or parapet with composite slats



IFS/PR.1

LAVA STONE SEATING

Natural sandstone



IFS/LV.1



IFS/LV.2



IFS/LV.3



IFS/LV.4



IFS/LV.5

STEAD CLASSIC RANGE

Cast iron / MS sides with powder coat and composite / MS slats



IFS/ST.1



IFS/ST.2



IFS/ST.3



IFS/ST.4

CASK PLANTERS

Galvanised MS frame with powder coat and composite slats

IFS/CK.1



IFS/CK.2



IFS/CK.3



STAKE LIGHT BOLLARDS

Composite wood with LEDs and diffusers



IFS/ST.1



IFS/ST.2



IFS/ST.3



IFS/ST.4

INFRASCPAES
814 Ayyappa Society
Madhapur
Hyderabad 500 081

+91-98660 73900
vijay@infrascapes.in



INFRASCAPES
OUTDOOR LIVING SOLUTIONS